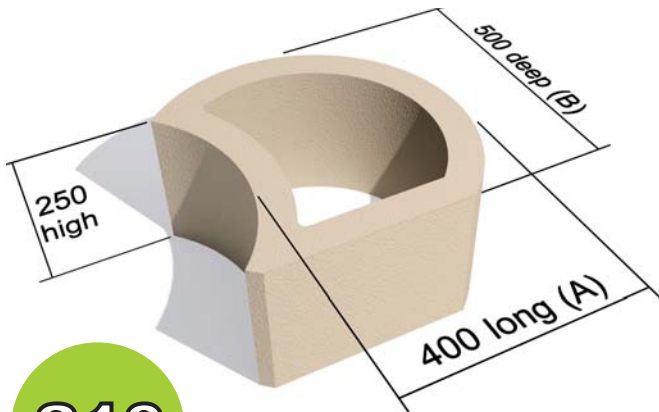


TERRAFORCE®

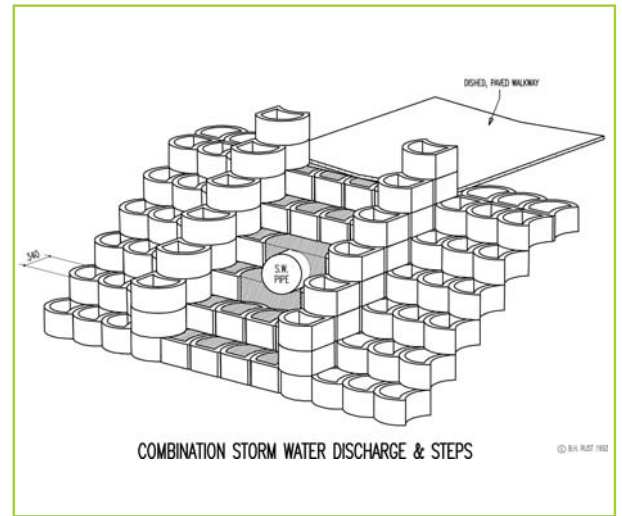
The original, reversible, hollow core retaining block



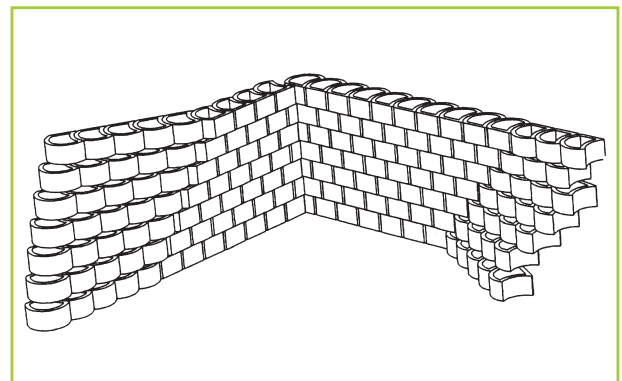
S10

S STANDARD

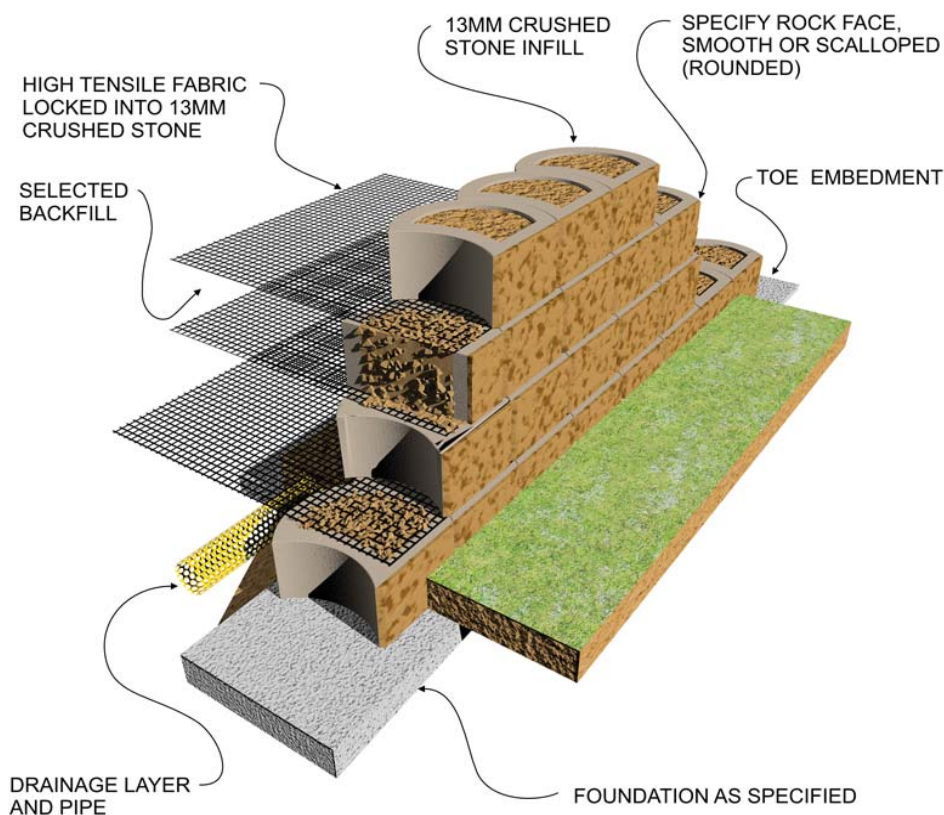
For variations check with your local supplier.



Block	S/10
Blocks/m ² (Measured vertically)	10
Block mass/kg (Average)	43
Block infill volume/m ³	0.024
Block wall thickness mm	50
Ave. constr. mass kg per m² of wall. Single Skin	
When filled with topsoil of 1500kg/m ³	790
When filled with gravel of 1900kg/m ³	886
When filled with concrete of 2400 kg/m ³	1006

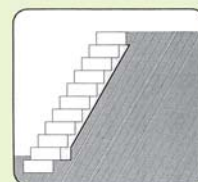


Composite Retaining Wall (Earth Reinforcement with Geogrid)




TERRAFORCE blocks have been substantially tested and analysed under field and laboratory conditions and are manufactured under licence by reputable manufacturers on five continents.

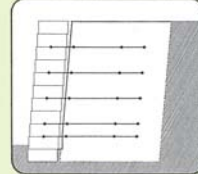
The blocks can be used as part of either a gravity system or as the fascia of a geosynthetic reinforced segmental retaining wall structure or as a fascia for a cement stabilized backfill.



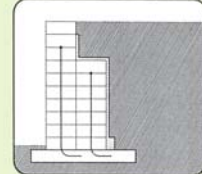
LIGHT GRAVITY WALL



MASS GRAVITY WALL

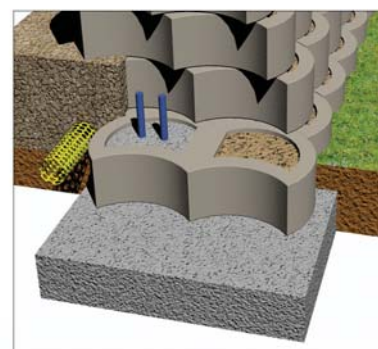
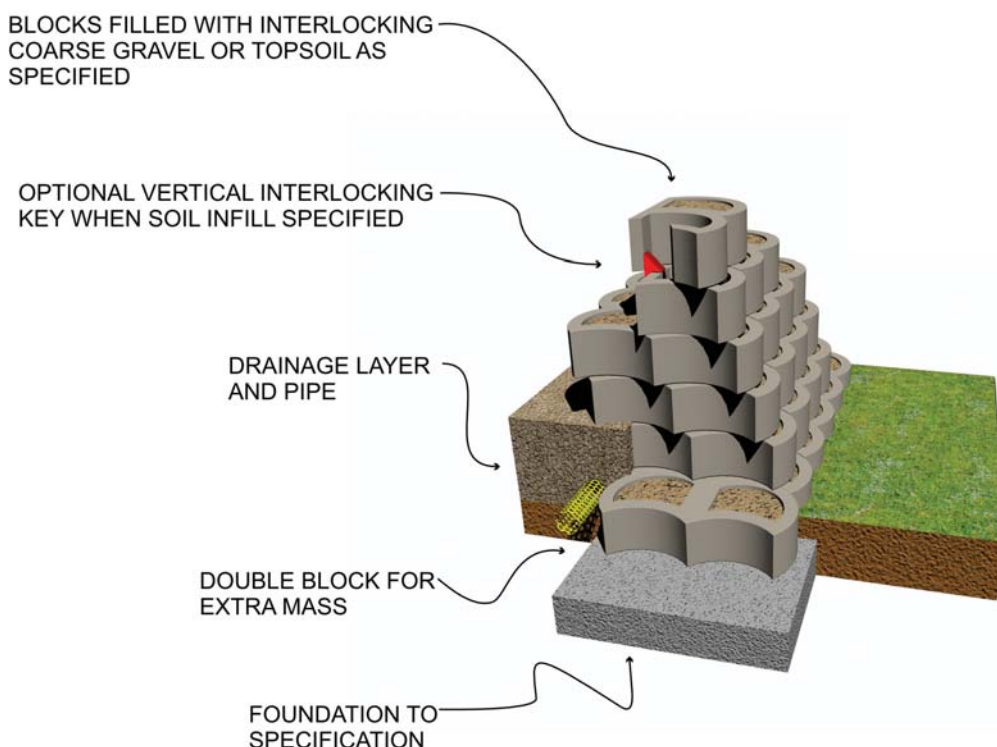


COMPOSITE STRUCTURE



VERTICAL R.C. FILLED WALL

Mass Gravitiy Retaining Wall



OPTIONAL R.C INFILL

TERRAFORCE®

The original, reversible, hollow core retaining block

S10




HEAVY DUTY COMPOSITE RETAINING



STABILISING OF BEACHFRONT - FULL PLANT COVER



HEAVY DUTY GRAVITY OR COMPOSITE WALLS



CONNECTING INTRICATE SLOPES AROUND WINE CELLAR



GRAVITY TERRACES AND STAIRS



STORM WATER COLLECTION PONDS