



TERRAFORCE®

The original, reversible, hollow core retaining block



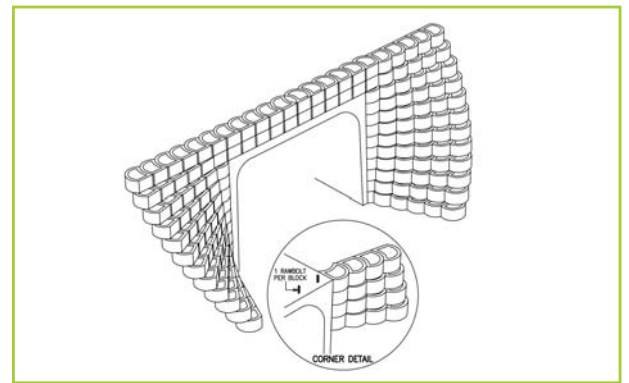
L18

L18 STANDARD

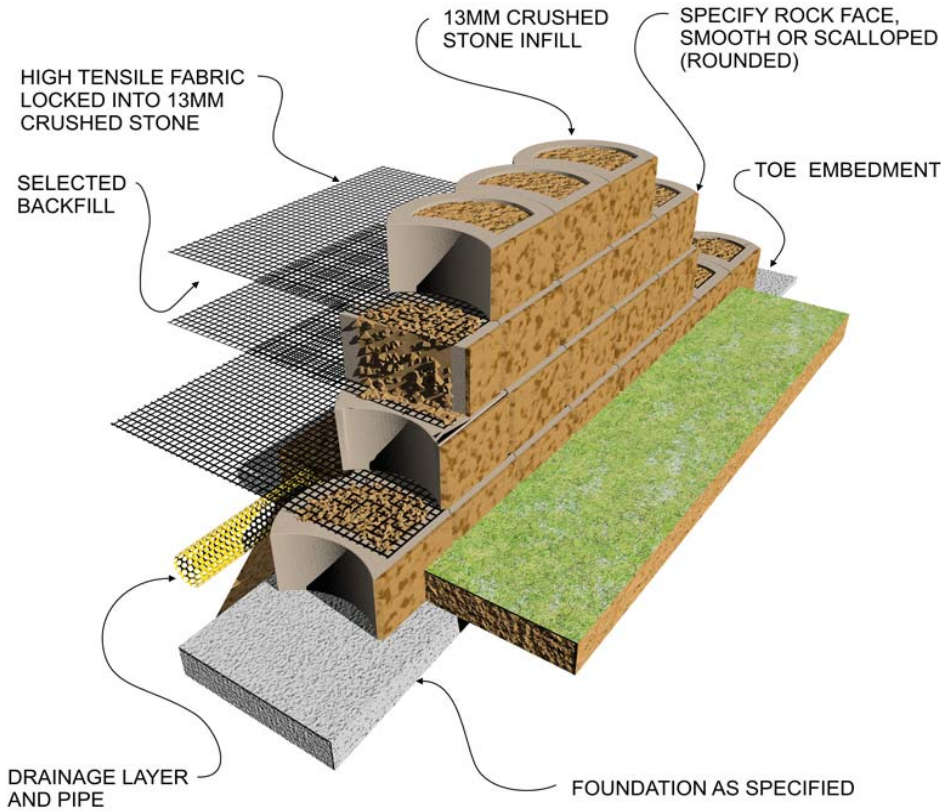
For variations check with your local supplier.

L18 ROCKFACE

Block	L18
Blocks/m ² (Measured vertically)	18
Block mass/kg (Average)	20
Block infill volume/m ³	0.011
Block wall thickness mm	45
Ave. constr. mass kg per m² of wall. Single Skin	
When filled with topsoil of 1500kg/m ³	657
When filled with gravel of 1900kg/m ³	736
When filled with concrete of 2400 kg/m ³	835

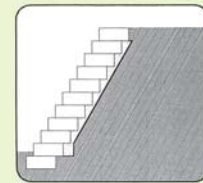


Composite Retaining Wall (Earth Reinforcement with Geogrid)

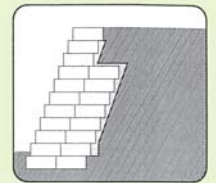


TERRAFORCE blocks have been substantially tested and analysed under field and laboratory conditions and are manufactured under licence by reputable manufacturers on five continents.

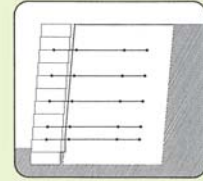
The blocks can be used as part of either a gravity system or as the fascia of a geosynthetic reinforced segmental retaining wall structure or as a fascia for a cement stabilized backfill.



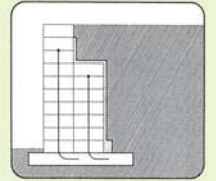
LIGHT GRAVITY WALL



MASS GRAVITY WALL

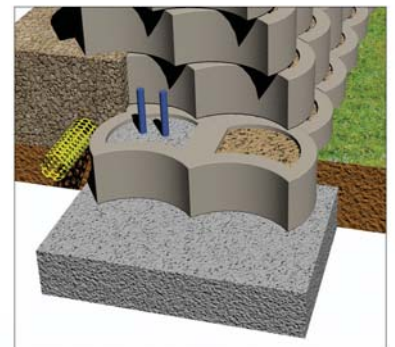
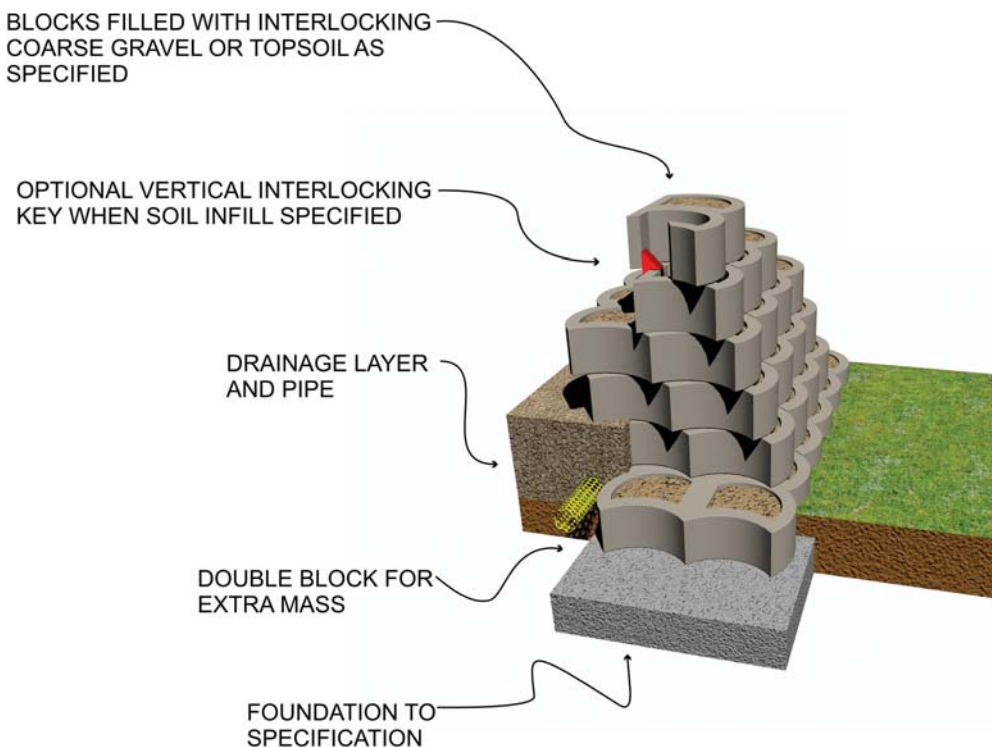


COMPOSITE STRUCTURE



VERTICAL R.C. FILLED WALL

Mass Gravity Retaining Wall



OPTIONAL R.C. INFILL

TERRAFORCE®

The original, reversible, hollow core retaining block

L18



STABILISING AND LANDSCAPING OF CUT & FILL SLOPES



PLANT SUPPORTIVE TERRACING



ROADSIDE STABILISATION ON CAPE WINE ESTATE



RIVER BANK AND LAKESHORE PROTECTION



ROADSIDE RETAINING, ROUND FACE BLOCK



OPEN AIR SEATING ARENA AND RETAINING